

5-2020

Borderplex Pandemic Monitor

Thomas M. Fullerton Jr.
University of Texas at El Paso, tomf@utep.edu

Steven L. Fullerton
University of Texas at El Paso, sfullerton@utep.edu

Follow this and additional works at: https://scholarworks.utep.edu/border_region



Part of the [Regional Economics Commons](#)

Comments:

Newly revised May 2021

Recommended Citation

Fullerton, Thomas M. Jr. and Fullerton, Steven L., "Borderplex Pandemic Monitor" (2020). *Border Region Modeling Project*. 98.

https://scholarworks.utep.edu/border_region/98

This Article is brought to you for free and open access by the Economics and Finance Department at ScholarWorks@UTEP. It has been accepted for inclusion in Border Region Modeling Project by an authorized administrator of ScholarWorks@UTEP. For more information, please contact lweber@utep.edu.



Borderplex Pandemic Monitor

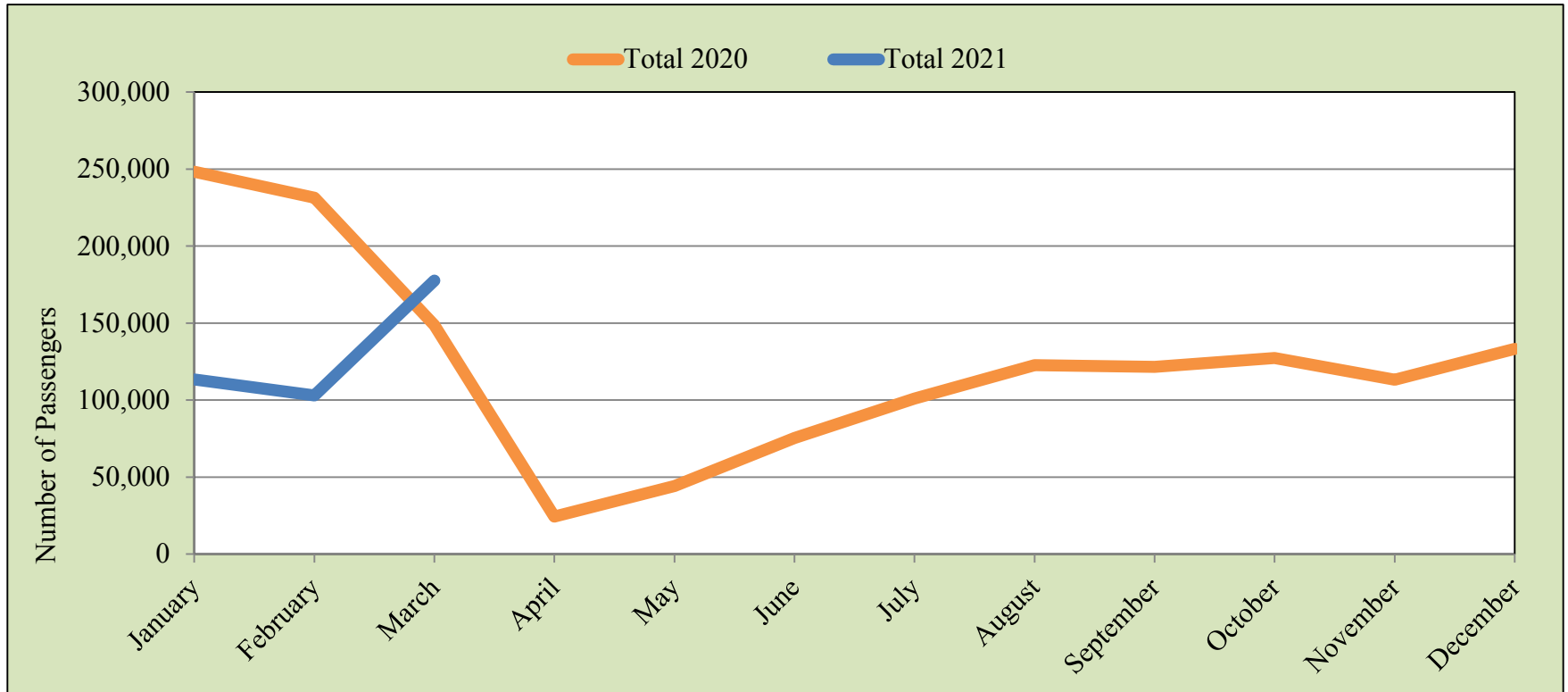
Thomas M. Fullerton, Jr. and Steven L. Fullerton

Border Region Modeling Project

Department of Economics & Finance

University of Texas at El Paso

El Paso Air Passenger Statistics

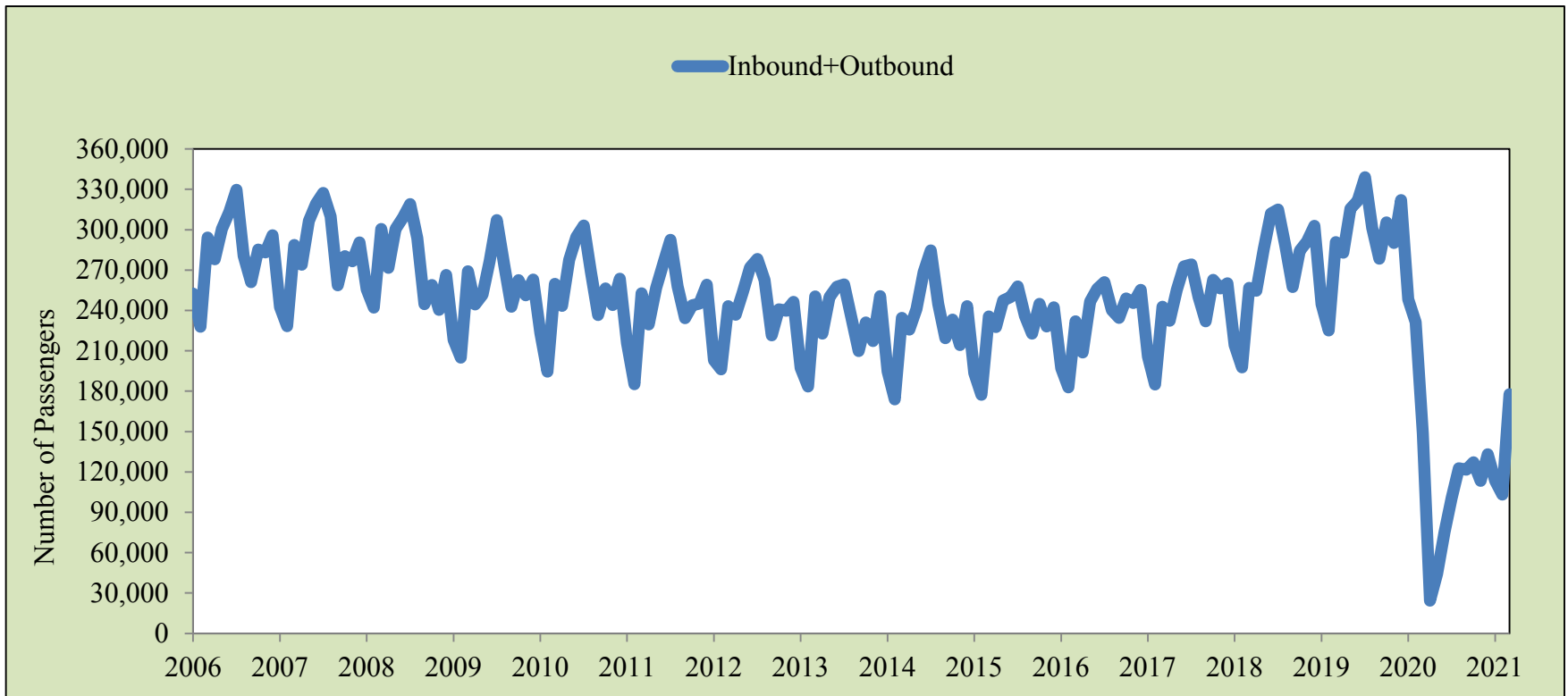


- March 2020 = **148,618** passengers

- March 2021 = **177,686** passengers

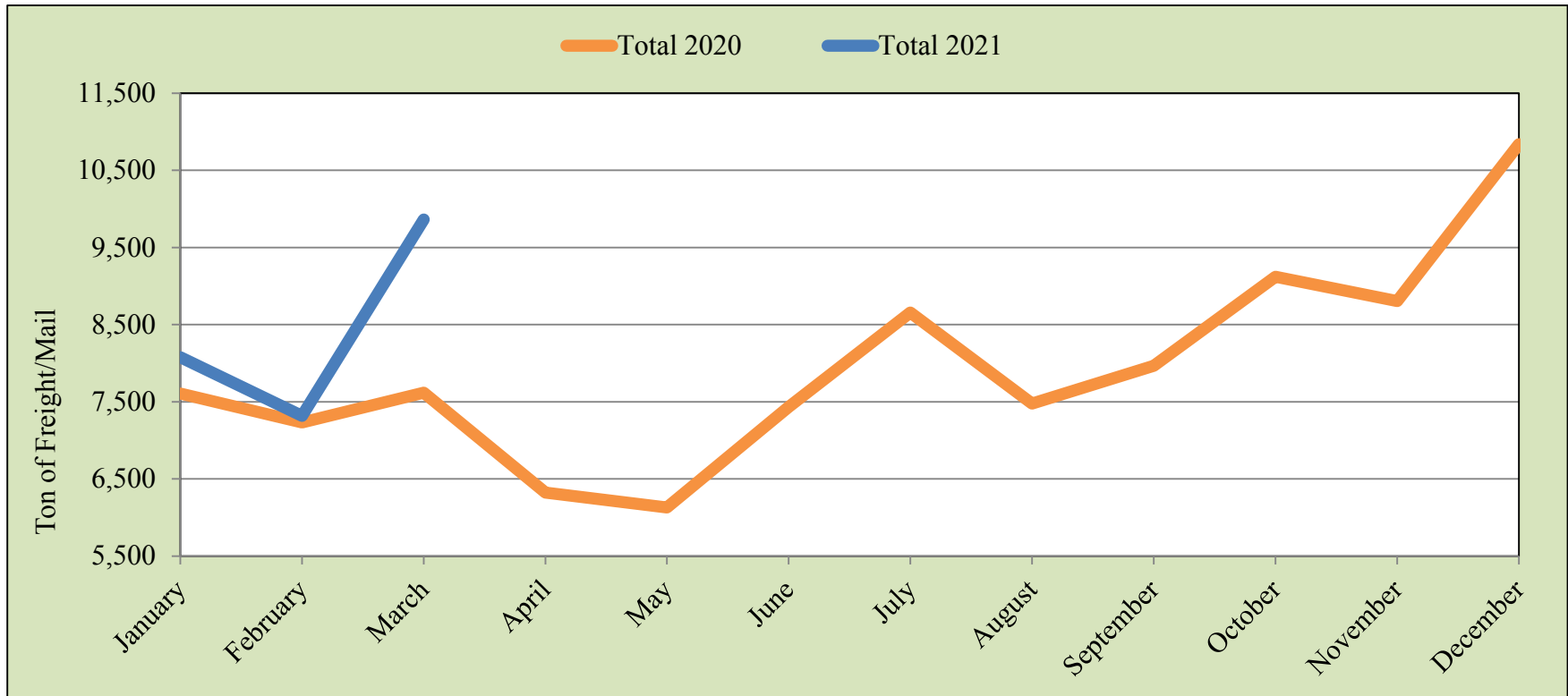
- Source: EPIA Operations

El Paso Air Passenger Statistics



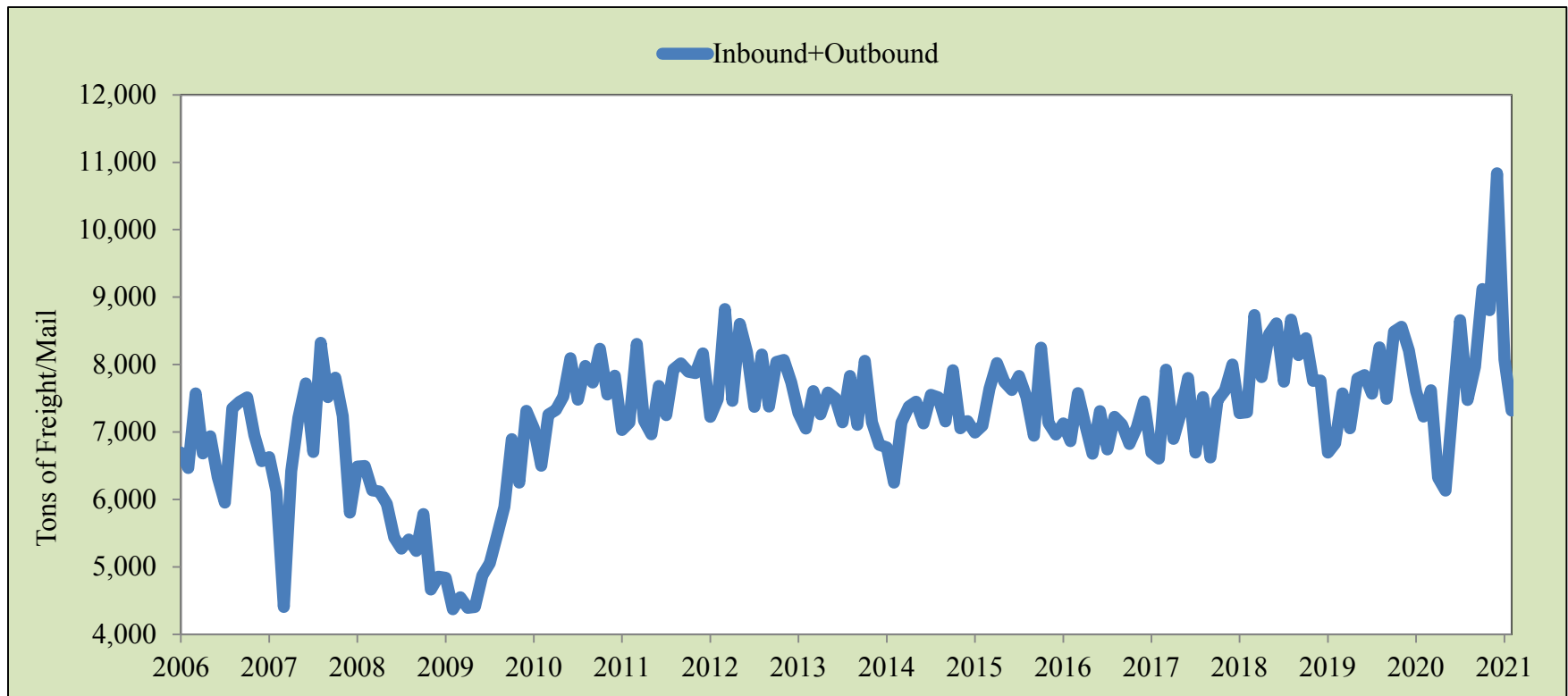
- 2020 = **628.3 thousand** - EPTSA checkpoints
 - (1/01/20 – 3/31/20)
- 2021 = **394.1 thousand** - EPTSA checkpoints
 - (1/01/21 – 3/31/21)

El Paso Airport Freight Statistics



- **March 2020 = 7,618 tons**
 - Enplaned = 3,425 tons
 - Deplaned = 4,193 tons
- **March 2021 = 9,862 tons**
 - Enplaned = 4,438 tons
 - Deplaned = 5,424 tons

El Paso Airport Freight Statistics



- 2020 = **22,456 tons** (1/01/20 – 3/31/20)
- 2021 = **25,258 tons** (1/01/21 – 3/31/21)

USA COVID-19 Deaths

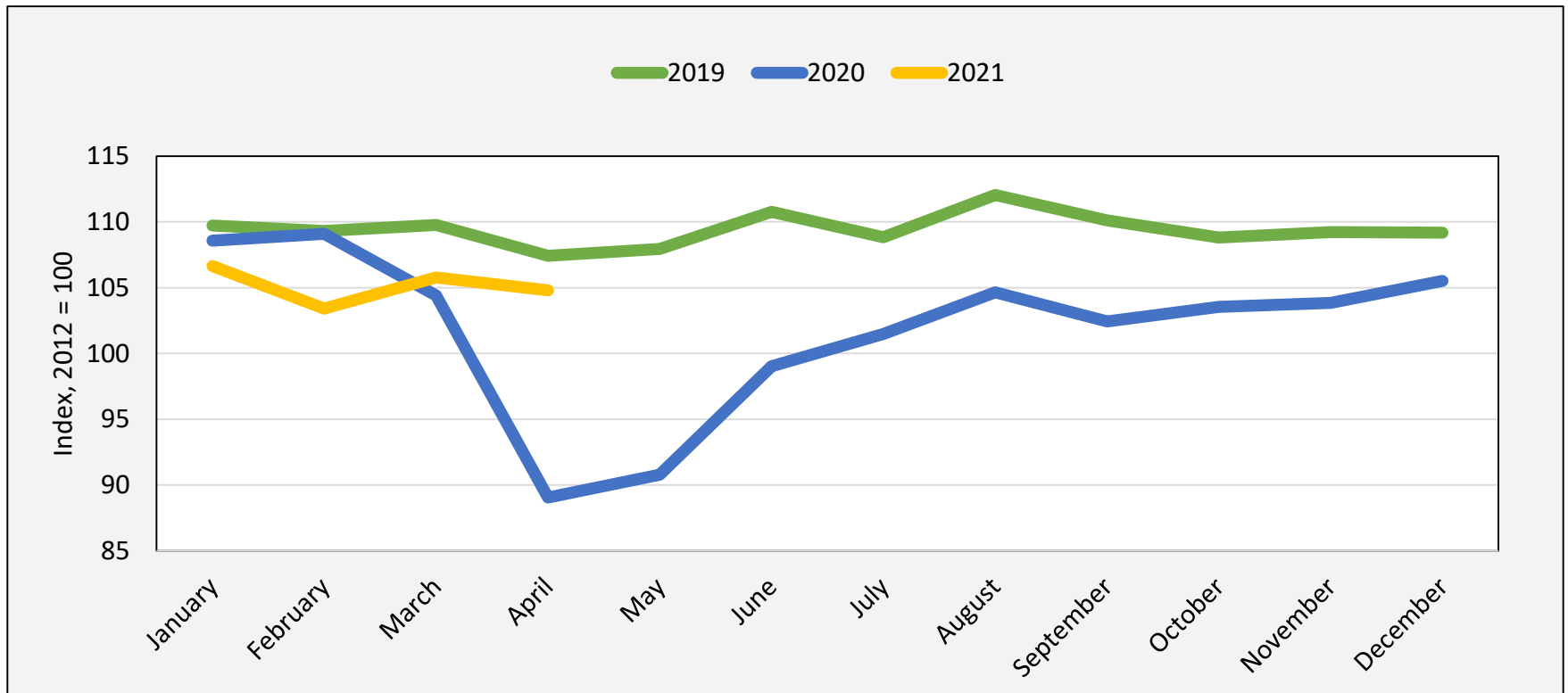
- 586K deaths through 17 May 2021 – USA
- 2,685 deaths through 17 May 2021 - El Paso County
- 456 deaths through 17 May 2021 - Las Cruces
- 3,344 deaths through 17 May 2021- Ciudad Juarez
- 6,871 deaths through 17 May 2021 - State of Chihuahua

- 102,879 total U.S. casualties during Korean War, Vietnam War, and all other post-1950 military conflicts

- 675,000 deaths during 1918-19 Spanish Flu when USA population was 105 million (2020 = 330 million)

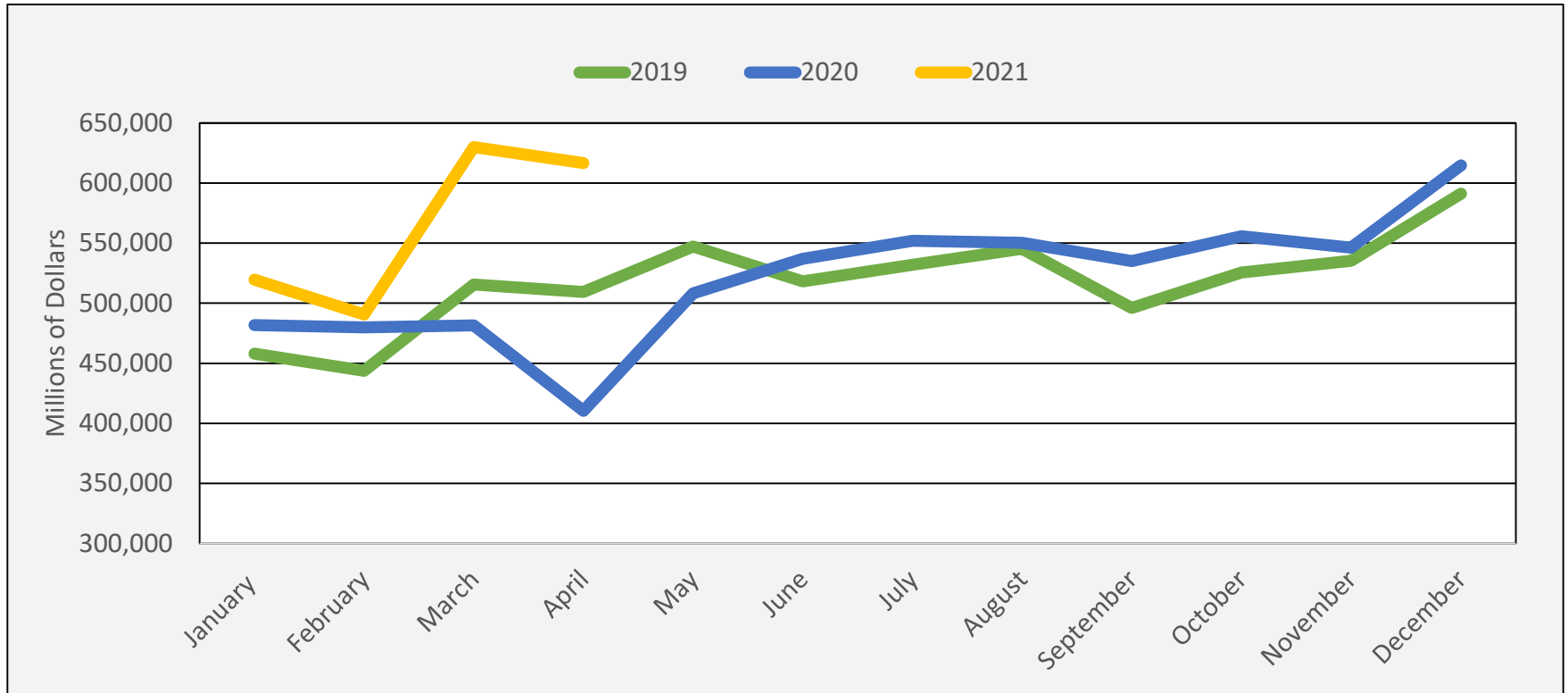
- Sources: Johns Hopkins University; El Paso Covid-19 Tracker; U.S. National Archives; U.S. Department of Health & Human Services; U.S. Department of Defense; Secretaría de Salud (Chihuahua)

USA Industrial Activity, 2012 = 100



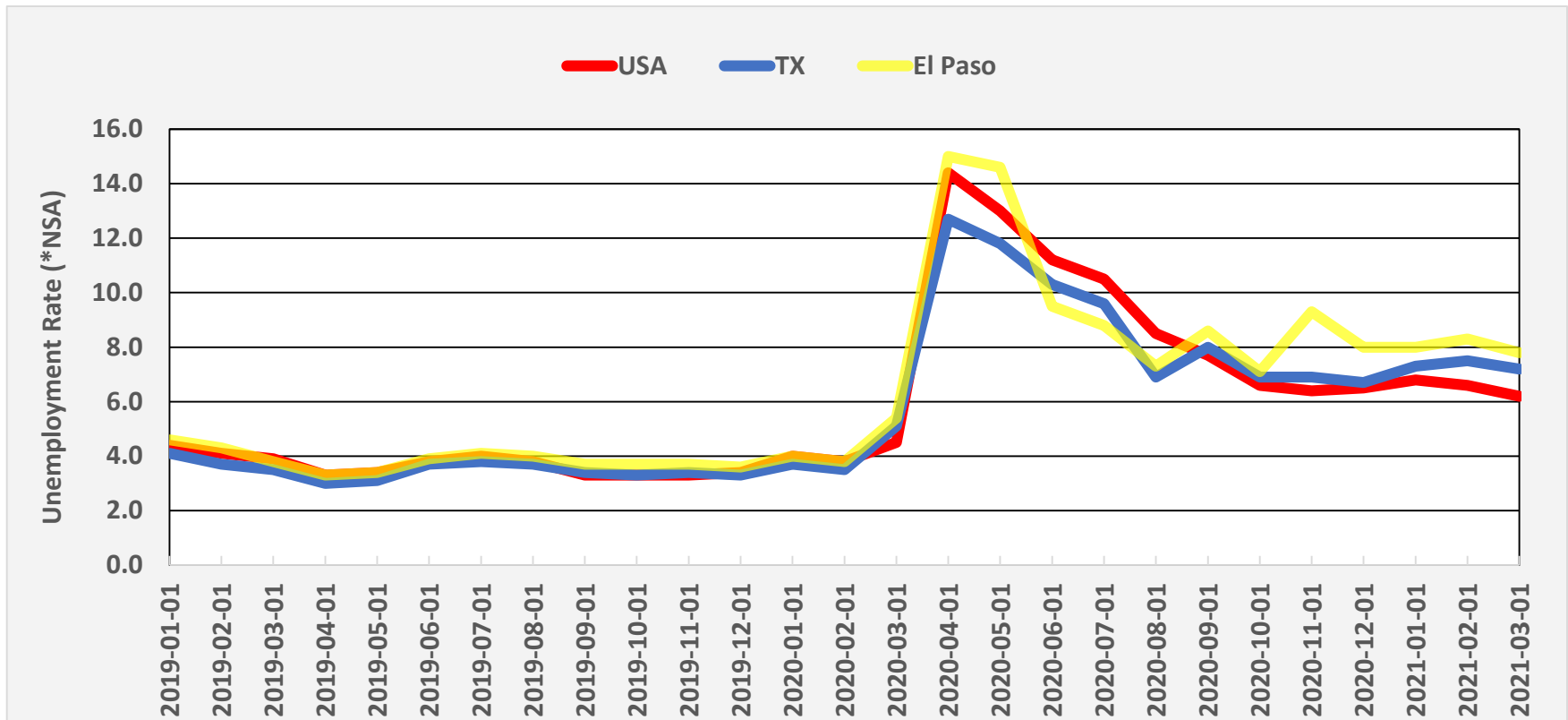
- Monthly changes in excess of 3 points are rare
- Source: Federal Reserve Board of Governors and UTEP BRMP
- *NSA – Not-Seasonally Adjusted

USA Total Retail & Food Sales



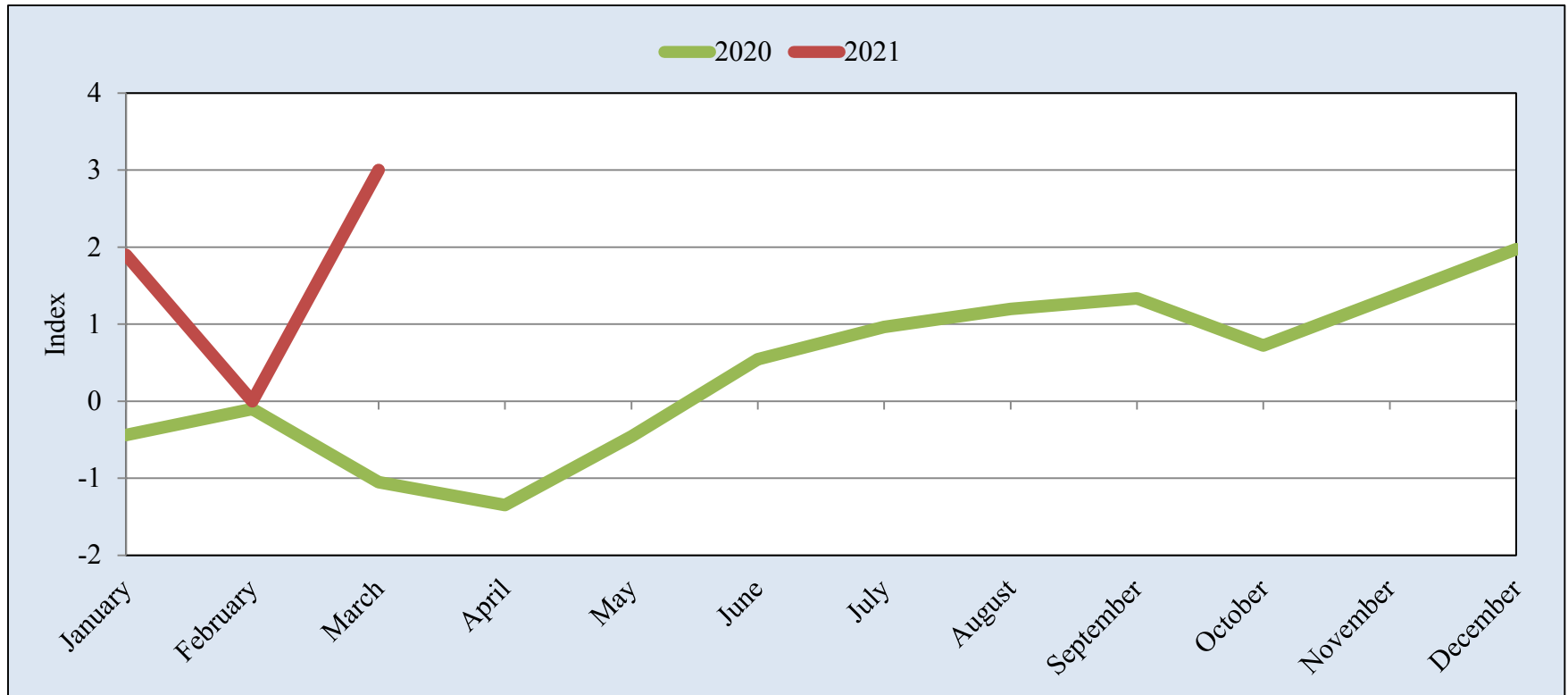
- Source: U.S. Census Bureau and UTEP BRMP
- *NSA – Not-seasonally adjusted

Unemployment Data (*NSA)



- Source: U.S. Bureau of Labor Statistics and UTEP BRMP
- *NSA = Not Seasonally Adjusted

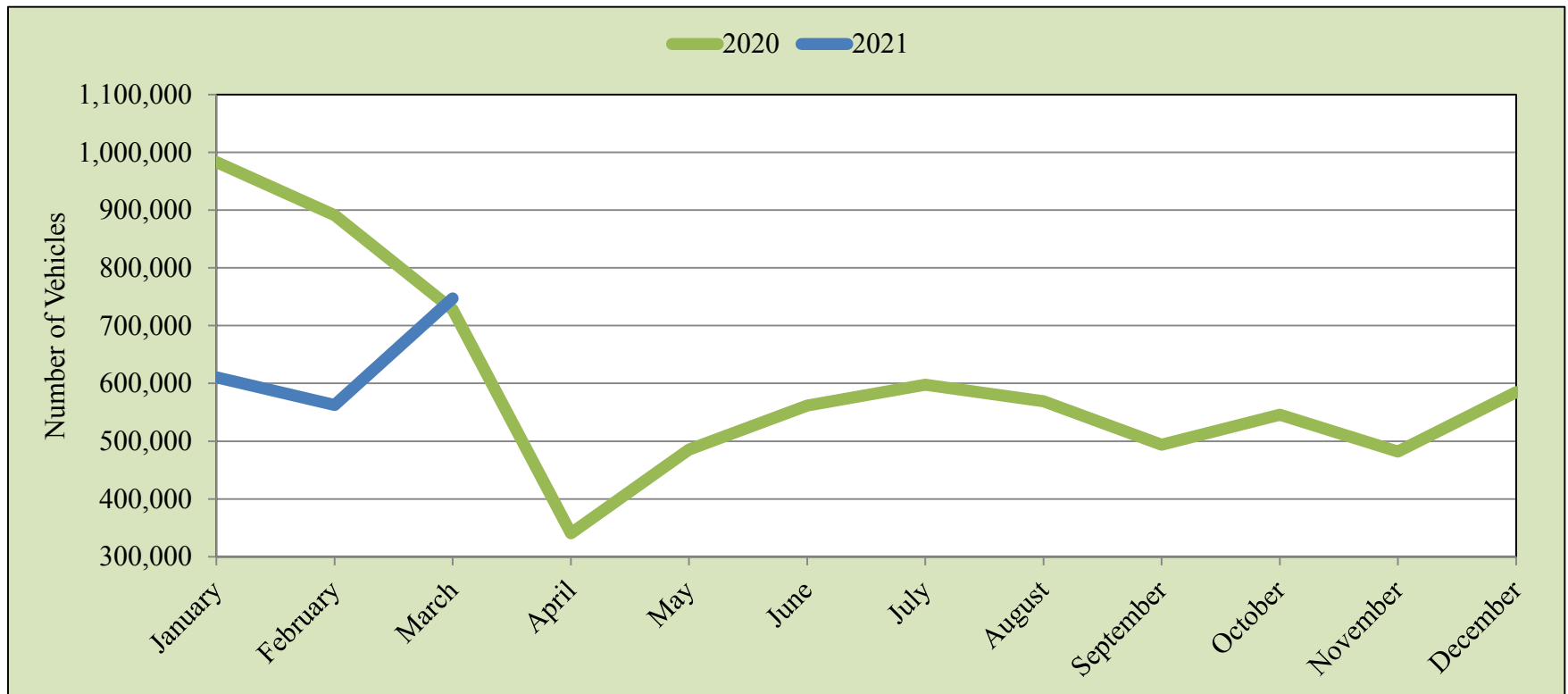
El Paso Household Economic Stress Index



■ Low Readings => Less Economic Stress

■ Source: UTEP BRMP

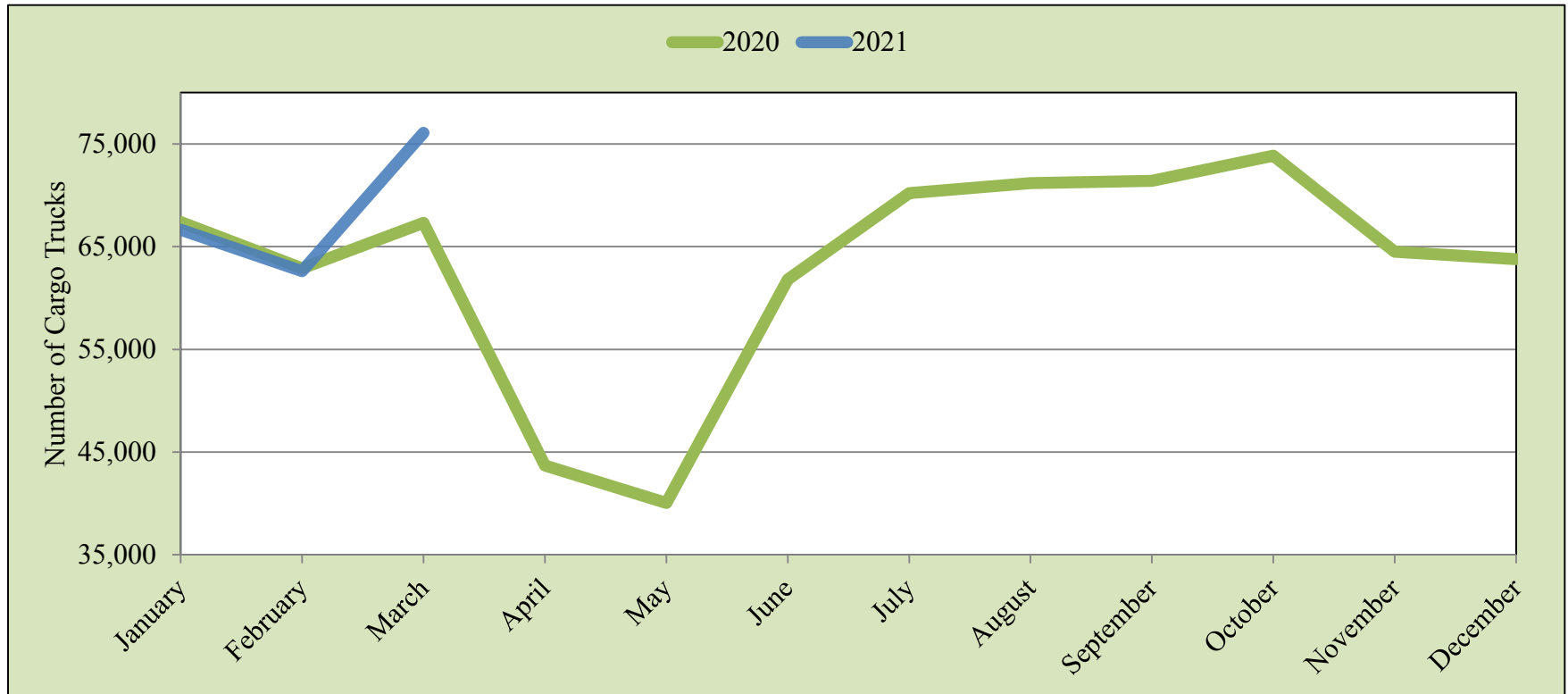
Personal Vehicle POE Bridge Traffic to El Paso



- Non-Essential Border Closure in Effect since March 2020
- POE – Ports of Entry

Source: U.S. Customs & Border Protection

Cargo Truck POE Crossings to El Paso



- International Trade classified as Essential
- POE – Ports of Entry

Source: U.S. Customs & Border Protection

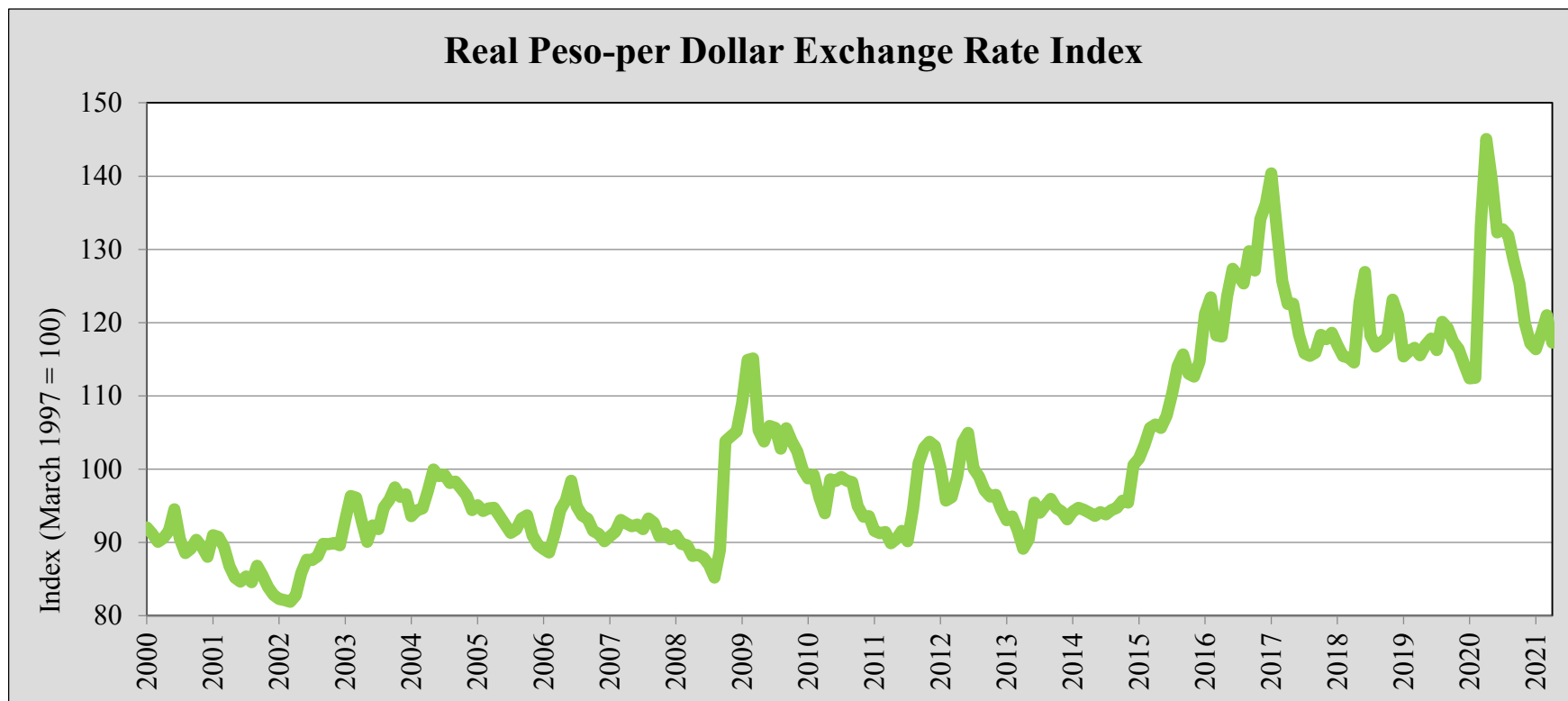
Pedestrian POE Traffic to El Paso



- Non-Essential Border Closure in Effect since March 2020
- POE- Ports of Entry

Source: U.S. Customs & Border Protection

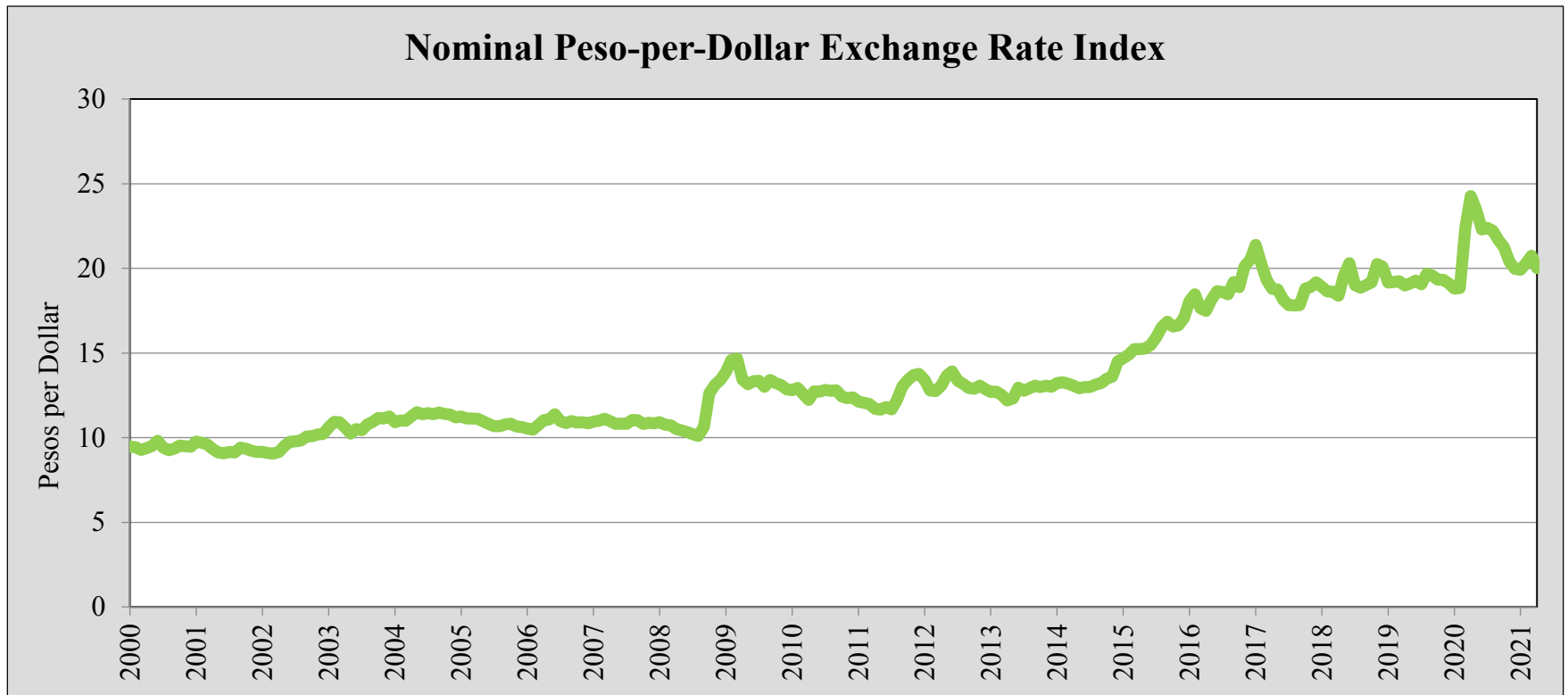
Real Exchange Rate Index



- March 1997 = 100
- Inflation Adjusted, Pesos per \$
- Historical Large Monthly Change = 4 to 7 Points

Source: UTEP BRMP

Nominal Exchange Rate



Source: Central Bank of Mexico

2020 El Paso Income Simulation

- 2018 = \$27.3 Billion, 2012 Base Year
- 2019 = \$29.4 Billion
if a V-shaped recovery occurs...
- 2020 = **\$28.3 Billion**

All Estimates from UTEP BRMP Model Simulations without Stimulus
First Total Income Decline since 1975 OPEC I



Short-Term
Outlook to
2022



This business report is a publication of the Border Region Modeling Project and the Department of Economics & Finance at the University of Texas at El Paso. For additional **Border Region** information, please visit the <https://www.utep.edu/business/border-region-modeling-project/> section of the UTEP web site.

Please send comments to Border Region Modeling Project - CBA 236, Department of Economics & Finance, 500 West University, El Paso, TX 79968-0543.

UTEP does not discriminate on the basis of race, color, national origin, sex, religion, age, or disability in employment or the provision of services.

University of Texas at El Paso

Heather Wilson, President

John Wiebe, Provost

Roberto Osegueda, Vice President

UTEP College of Business Administration

Border Economics & Trade

Jim Payne, Dean

Faith Xie, Associate Dean

Erik Devos, Associate Dean

Tim Roth, Templeton Professor of Banking & Economics



UTEP Border Region Econometric Modeling Project Corporate and Institutional Sponsors:

El Paso Water

National Science Foundation

TFCU

UTEP Center for the Study of Western Hemispheric Trade

UTEP College of Business Administration

UTEP Department of Economics & Finance

Special thanks are given to the corporate and institutional sponsors of the UTEP Border Region Econometric Modeling Project. In particular, El Paso Water, TFCU, and The University of Texas at El Paso have invested substantial time, effort, and financial resources in making this forecasting project possible. Econometric research assistance for the ***Borderplex Pandemic Monitor*** was provided by Ana Gutierrez Zubiata and Ignacio Santana Ramírez.

Continued maintenance and expansion of the UTEP business modeling system requires ongoing financial support. For information on potential means for supporting this research effort, please contact Border Region Modeling Project - CBA 236, Department of Economics & Finance, 500 West University, El Paso, TX 79968-0543.